

Turtle Mountain Spec House

- Lot:T3D-21 Spec House
- 5115 Turtle Pond Place



① Right Side
3/16" = 1'-0"



② Front
3/16" = 1'-0"



③ Back
3/16" = 1'-0"



④ Left Side
3/16" = 1'-0"



1.Main Siding Colour – JH Evening Blue

2.Accent Trim – JH Cobblestone including shakes and gables

3.Steelcraft Garage Door – Carriage series in Walnut with clear glass windows

4.Soffits, Downspouts, and Gutters – Gentek Cashmere

5.Stone – Greypearl Split Modular by Timberstone

6.IKO Cambridge Shingles – Driftwood

7.Front Door – DRS3F profile without glass painted to SW6069

8.Door Hardware – London Grip in black

9.Railcraft Railing – Oyster Grey

10.Econodek - Timber Brown vinyl decking

11.Exterior Light Fixtures



DRS3F 3 Panel Shaker



7 SW 6069 French Roast Interior / Exterior Location Number: 196-C7



8



Cashmere



EVENING BLUE



COBBLE STONE



11



Driftwood

6



Oyster Grey

9



3



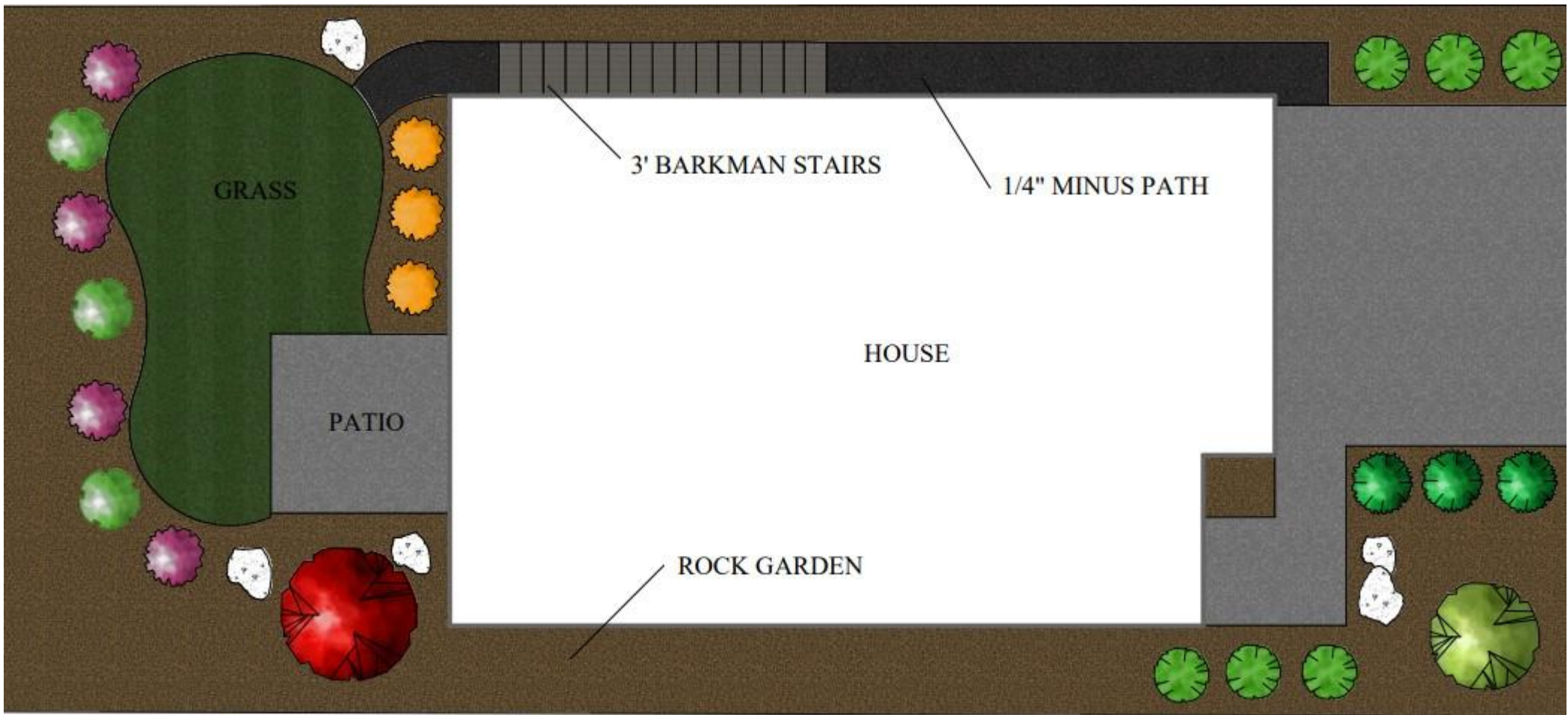
5

10



Exterior





Landscaping Design



1.Fireplace Surround Design

2.Fireplace Selection – Electric Simplifire 48

3.Fireplace Mantel – Stained to match Butter Cream VP flooring

4.Fireplace Tile – Centura Colorart Bone


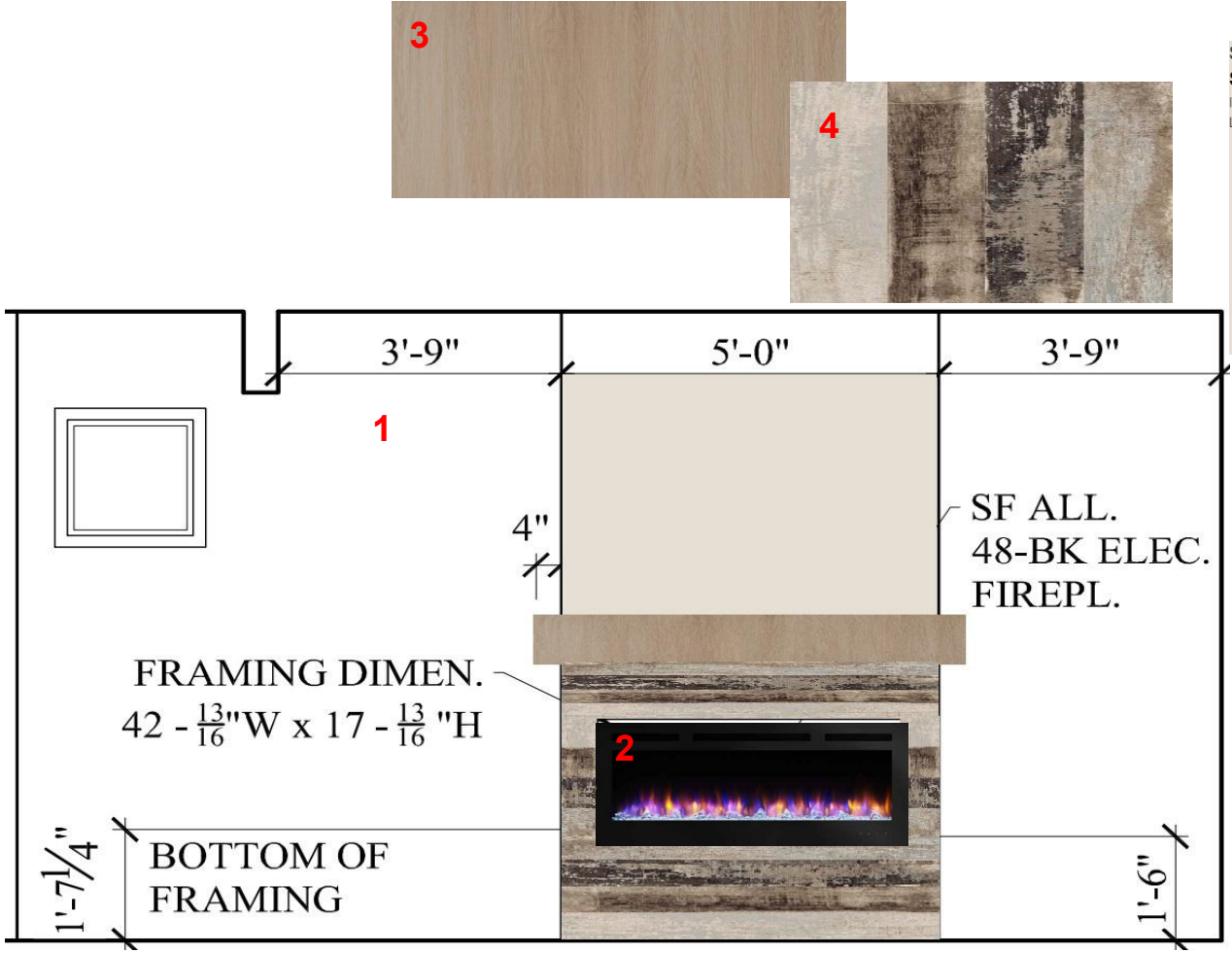
5. Trim Colour – SW7006

6.Foyer Light Fixture

7. Main Wall Colour – SW7042

8.Stair Railing – black spindles and handrail painted SW6258


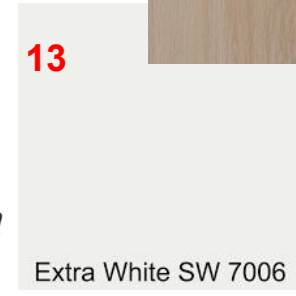
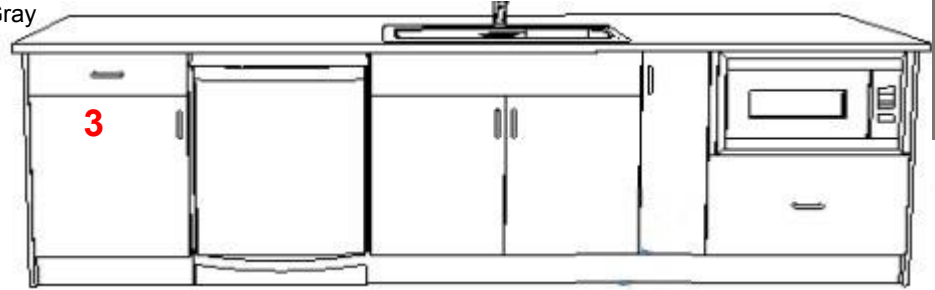
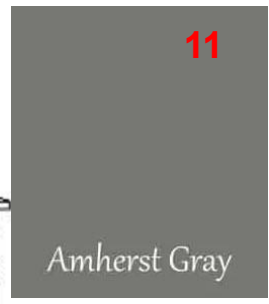
9.Floor Vinyl Plank Flooring – Butter Cream



Great room/Foyer



1. Appliances – Whirlpool
Main Floor – black Stainless Steel, Lower Suite – Stainless Steel
2. Cabinetry Range Wall – Frosty White
3. Kitchen Island
4. Plumbing Fixtures – Silgranit sink with black Riobel Faucet
5. Island Pendants
6. Dining Room Light Fixture
7. Interior Doors – Whitman profile
8. Door Hardware – Vega Square in black
9. Cabinetry Door Hardware
10. Countertops – Vicostone - Misterio
11. Island Cabinetry Colour – Amherst Gray
12. Main Colour – SW7042
13. Trim Colour – SW7006
14. Vinyl Plank Flooring – Butter Cream
15. Kitchen Backsplash – Julian Atlanta series 2x10 White



Kitchen/Pantry/Dining



Ensuite

- 1.Vanity Design
- 2.Vanity Light Fixtures
- 3.Vanity Backsplash – 3x6 white glossy tile
- 4.Plumbing Fixtures – Ever series in black
- 5.Vanity Sink
- 6.Freestanding Tub
- 7.Ensuite Shower Wall and Floor Tile– Whitehall Ash
- 8.Shower Floor Tile – Arvex 2x2 Dark Grey
- 9.Bath Accessories – Triva series in black

SW 7042
Shoji White
Interior / Exterior
Location Number: 254-C4

15



10



11

Primary Bedroom

- 10.Bedroom Light Fixture
- 11.Carpet – Heron Cove Desert Light
- 12.Interior Door – Whitman profile
- 13.Door Hardware- Vega Square in black
- 14.Trim Paint Colour – SW7006 trim/baseboards/doors
- 15.Main Wall Colour – SW7042

14

13

Extra White SW 7006

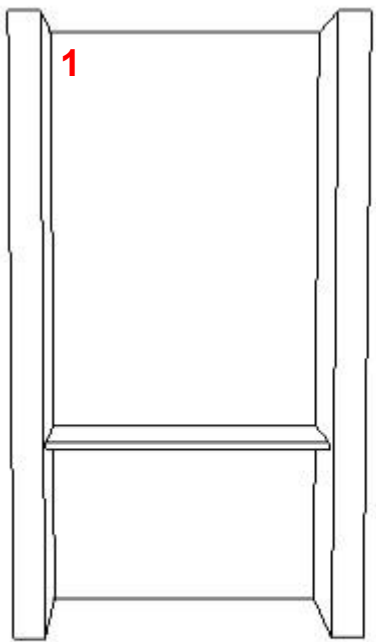


12

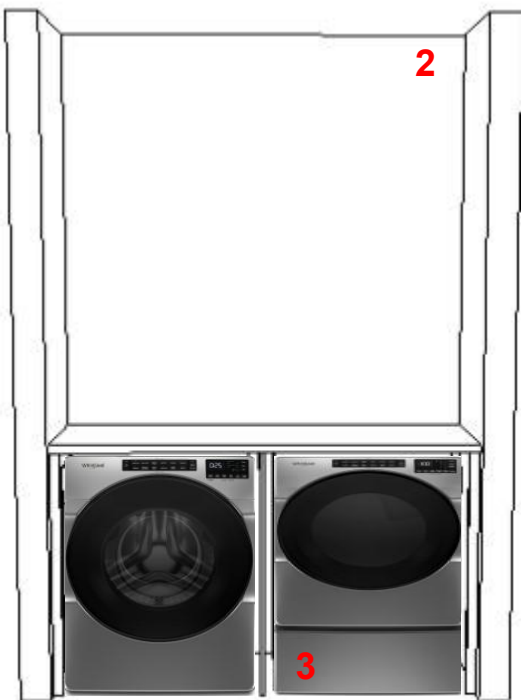
Primary Bedroom and Ensuite




- 1.Computer Desk – Inukshuk Carbon Laminate countertop
- 2.Laundry - Inukshuk Carbon Laminate countertop
- 3.Washer/Dryer – Whirlpool
- 4.Vinyl Plank Flooring – Butter Cream
- 5.Main Colour – SW7042
- 6. Trim Colour – SW7006
- 7. LED Disc Lighting
- 8.Interior Door – Whitman profile
- 9.Door Hardware – Vega square in black



COMPUTER DESK
CTOP-INKUSHUK CARBON, P346RM
NO BACKSPLASH
30H



LAUNDRY
CTOP-INKUSHUK CARBON, P346RM
NO BACKSPLASH



Laundry/Computer Desk



Main Bath

- 1.Vanity
- 2.Light Fixtures
- 3.Tub Surround
- 4.Plumbing Fixtures – Ever series in black
- 5.Vinyl Plank Flooring – Butter Cream
- 6.Backsplash – White Glossy 3x6
- 7.Countertop – Laminate Black Fusion

SW 7042
Shoji White
Interior / Exterior
Location Number: 254-C4

13

3

4

6

2

1

7

5

15

17

9

12

11

14

16

8

10

Extra White SW 7006

Quartz counter top in powder room

Powder Room

- 8.Vanity
- 9.Light Fixtures
- 10.Bath Accessories – Triva series in black
11. Flooring Tile - D-Lash Mountain Lake 24X24
- 12.Backsplash – Atlanta Series 2x10 Light Grey
- 13.Main Colour – SW7042
- 14.Trim – SW7006
- 15.Doors – Whitman profile
- 16.Door Hardware – Vega Square in black
- 17.LED Disc Lights



Other Bedrooms and Bathrooms



SW 7042
Shoji White
Interior / Exterior
Location Number: 254-C4

10

Lower Suite

- 1.Appliances– NO APPLIANCES INCLUDED. Image are place holders only.
- 2.Plumbing Fixtures - Ever series in Chrome with Stainless Steel kitchen sink and Specifik chrome kitchen faucet
- 3.Bath Accessories – Triva series in Chrome
- 4.Vinyl Plank Flooring – Butter Cream
- 5.Carpet – Heron Cove Desert Light
- 6.Bath Vanity
- 7.Bathroom Flooring – Antique Brass
- 8.Countertops – Laminate Wilsonart Nickel
- 9.Kitchen Backsplash – 4x16 Glossy White
- 10.Main Colour – SW7042
- 11.Trim Colour – SW7006
- 12.Bedroom Light Fixture
- 13.Bath Light Fixture



Lower Floor Suite

